

THE ALL NEW

CIVIC



HONDA



CONTENTS

PERFORMANCE **03-06**

DESIGN **07-08**

INTERIOR VISION **09-10**

INTERIOR DESIGN **11-16**

SOUND AND SPACE **17-18**

SPECIFICATIONS **17-18**

SAFETY **17-18**

COLOURS **19-20**



PERFORMANCE

Civic has long been recognised as the benchmark for sporty handling in the compact class, and this is no different.

Boasting a powerful and fuel-efficient 1.5-litre turbocharged engine producing 131 kilowatt at 6,000 rpm and 240 newton meters of torque at 1,700 to 4,500 rpm. this is the most fun-to-drive Civic Hatch yet.

Piston, Cylinder Head, Valve train and Turbocharger refinements optimize responsiveness, reduce friction and deliver performance and economy.

The transmission has been updated with Honda's Next Generation Grade logic control, monitoring lateral G forces – it delivers thoughtfully stepped gearshift during spirited driving to enhance driver involvement.

Enhanced handling and sharper steering have been made possible by an updated chassis and more rigid body structure. Tuned in Europe, careful refinement has lead to driving excellence while maintaining a comfortable ride giving a synchronized feeling behind the wheel.

EXTERIOR DESIGN

The All New Civic Hatch has been designed with striking Euro-inspired coupe-like styling incorporating unique cues to give it an even sportier and energetic attitude.

Considered styling changes have created an aesthetic elongated bonnet, expansive glass area and distinctive grille mesh for a premium profile.

The Hatch's smoother, sleeker roof line is made possible by a new lightweight composite hatch which is supported by a unique tail-light design and a centre high-mounted high stop light that spans nearly the entire width of its hatch further emphasize the Hatch's wider rear track.





INTERIOR VISION

Enjoy every drive with a panoramic view. Clearly defined corners, pulled-back A-pillars, low hood, flat dashboard and hidden windshield wipers enable a windshield with no obstructions. The instrument panel is designed with a minimum of cutlines to reduce windshield reflections and visual distractions. The attractive new metal honeycomb instrument panel accent isn't just visually striking, it cleverly masks the air vents. Superb materials are used throughout, including on touch-points, and careful attention has been paid to the premium action of all switchgear and controls.



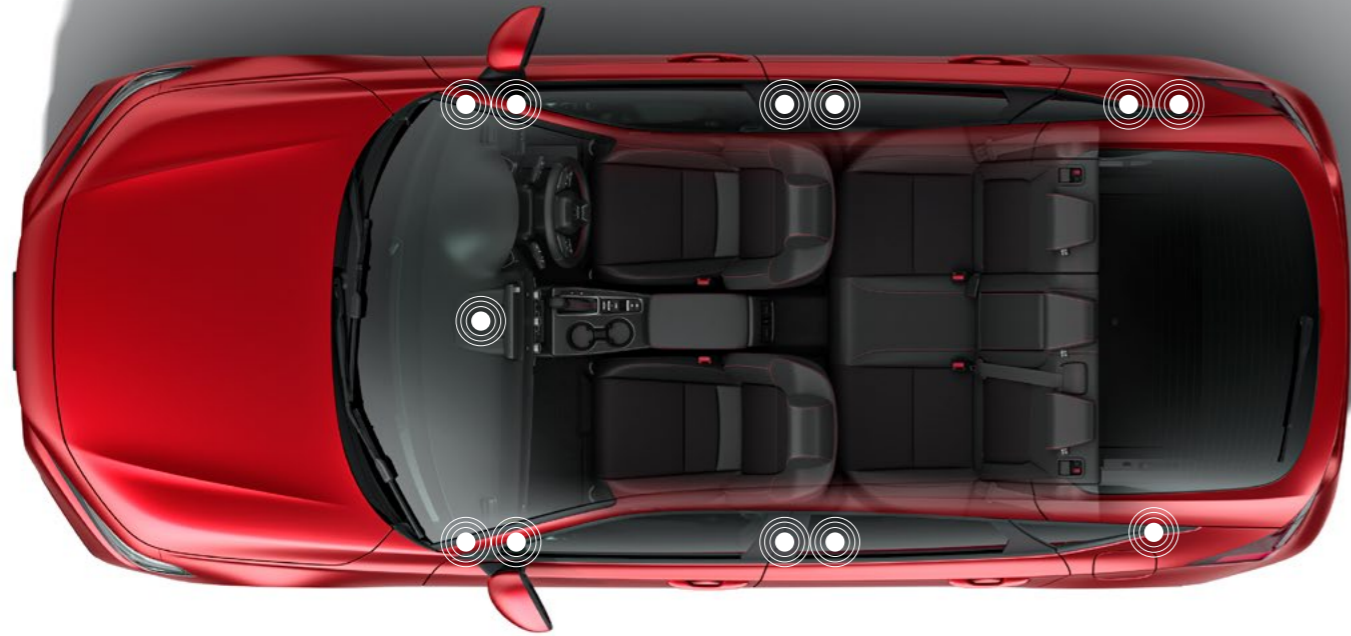
COMFORTABLE AND VERSATILE

By evoking the human-centred cabin design of early generations of Civic, the Hatch's new interior is simple, clean and uncluttered with exceptional visibility, intuitive ergonomics, extraordinary passenger volume and driver-focused technology.

Standard on the Civic Hatch is Honda's new Anti-fatigue Seat designed to enhance comfort on long drives. Trim is taken to the next level with combination perforated leather and Ultra Suede® seats with added shoulder support. Both Driver and Passenger seats are power adjust 8 and 4 way respectively.

The Civic is equipped with a new 7-inch colour LCD instrument display which features an all-digital speedometer and tachometer on the left side and a physical speedometer dial on the right. Civic Hatch Sport has an all-new 9" colour touchscreen; the largest touchscreen ever offered in Civic, wireless Apple CarPlay® and Android Auto™ (wired) integration and standard Qi-compatible wireless charging.





PREMIUM SOUND PRACTICAL SPACE

A new Bose audio system takes Civic audio to the next level, thanks to Centerpoint 2 and Bose SurroundStage digital signal processing that is custom-engineered precisely for the Civic's new interior. Regardless of seating position, drivers and passengers are placed in the middle of the music, with a clear and spacious listening experience for all audio content.

Interior versatility is key to Civic Hatch's unique character, with generous cargo space more easily accessible thanks to a 4cm wider & lower hatch opening and low lift-over height. The standard 60/40 split seatback can be quickly folded for expanded capacity and the side-pull cargo cover makes it easy to quickly open or conceal the rear cargo area.

BOSE 12 SPEAKER PREMIUM AUDIO SYSTEM



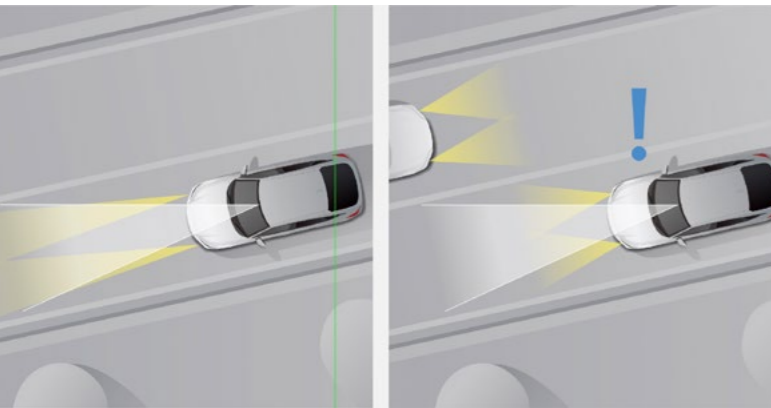


CIVIC HATCH SPORT **1.5 TURBO DOHC VTEC PETROL ENGINE**

- » Smart Proximity Key with Push Button Start and Walk Away Auto locking
- » 7 inch LCD Drive Information interface with colour display
- » Black Leather & Ultra-suede Seat trim with Red stitching
- » Front foot-well and red door ambient lighting
- » 18 inch alloy wheels
- » Automatic dusk-sensing LED headlights Front LED fog lights
- » Auto retractable and heated door mirrors Rear privacy glass
- » Bose audio system w/ 12 speakers inc. sub woofer
- » 9" Next Generation Display Audio with
 - Apple Carplay (wireless)
 - Android Auto (wired)
- » Honda Sensing Suite of driver-assist technologies (inc) with new Traffic Jam Assist
- » Blind Spot Monitoring (BSM)
- » Front, front-side, full curtain, and knee air-bags
- » Multi-Angle Reversing Camera
- » 1.5 Turbo DOHC VTEC Engine with 131kW of power and 240Nm of torque 6.3L/100km combined fuel economy.
- » 3 Selectable drive modes (Econ, Normal & Sport)

See Honda.co.nz for full specifications

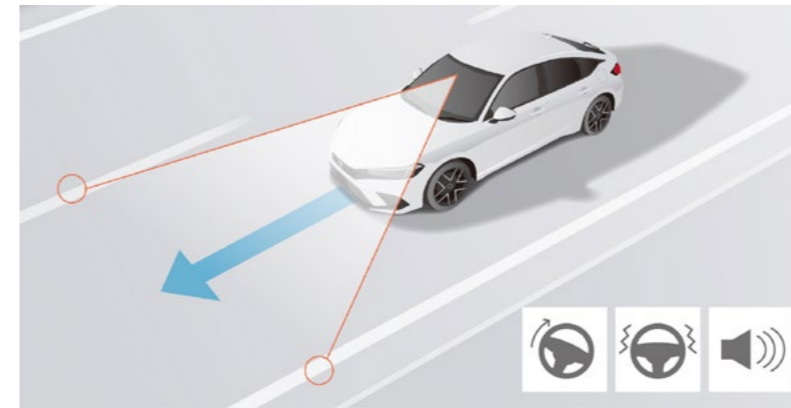




AUTO HIGH-BEAM SUPPORT SYSTEM

The Honda High Beam Support System automatically changes the headlights from low to high beam on a clear road, then back to low beam when following another car or an oncoming vehicle is detected.

Combined with Auto On/Off Lights, Fog Lamps and LED High Visibility Lights, night driving has never been so easy.



LANE KEEP ASSIST (LKAS)

Honda's Lane Keep Assist System is designed to keep you from drifting out of your lane. Only available when travelling above 72kph – the system uses a camera to detect lane markings.

If activated and you move out of your lane without indicating, you'll get visual and audible alerts. If you don't react, the steering will be automatically adjusted to get you back in your lane.

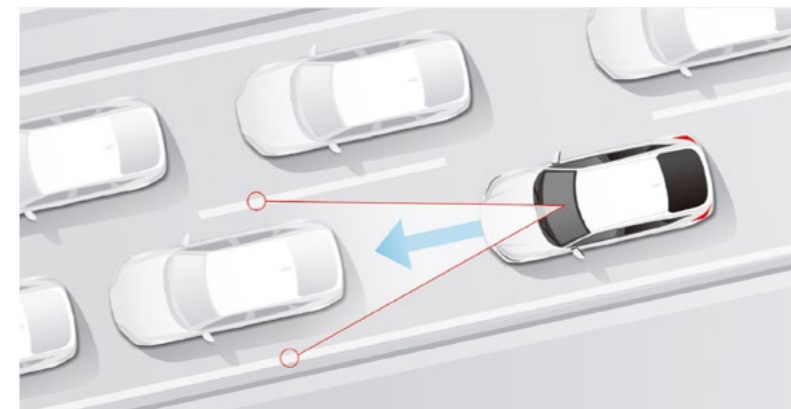


COLLISION MITIGATION BRAKING (CMBS) WITH FORWARD COLLISION WARNING

The Honda Collision Mitigation Braking System (CMBS) uses radar technology to detect significant speed variations between vehicles or objects, and alerts the driver to potential frontal collisions in time to reduce speed, impact or mitigate a collision.

Three alerts warn the driver - visual, audible and seat belt vibration.

Then, if a collision is still imminent, emergency braking is automatically applied and the seatbelt firmly retracted to lessen impact and injury.

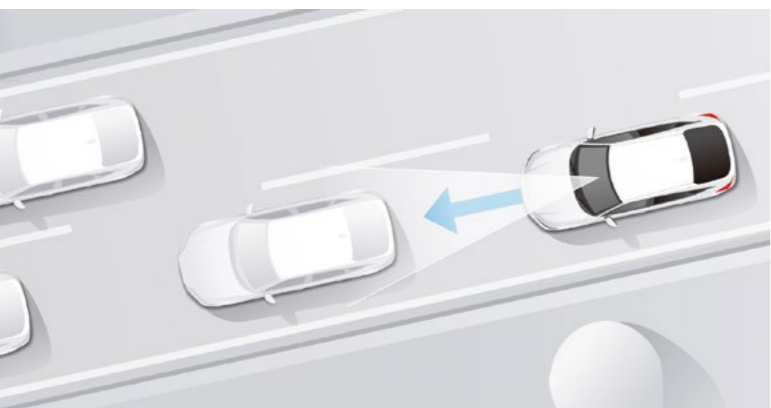


TRAFFIC JAM ASSIST (TJA)

The Traffic Jam Assist uses a front wide camera mounted to the upper portion of the windscreen to detect and monitor left and right white (or yellow) traffic lane lines.

Based on inputs from the camera, the system can apply steering torques to keep your vehicle in the centre of the detected lane.

When you are in heavy traffic and Lane Keep Assist is active, the traffic jam assist system, upon detecting the traffic lane lines, will apply steering torque to help keep your vehicle in the centre of the lane.



ADAPTIVE CRUISE CONTROL (ACC) WITH LOW SPEED FOLLOW (LSF)

Honda's Adaptive Cruise Control is unique in that it's designed for use in traffic around town, as well as on clear open roads.

Using radar technology to detect the speed and distance of vehicles in front, Adaptive Cruise Control will automatically decelerate and accelerate your vehicle to maintain a safe following distance.

With Low Speed Follow* it will automatically slow down to a complete stop, then accelerate back up to the speed you have set, when the traffic conditions allow.



LANE DEPARTURE WARNING & ROAD DEPARTURE MITIGATION

The windshield mounted camera identifies common safety markers, like lane dividers and cats-eye markers, and will issue an audible alert if you are about to leave your lane without signalling.

The Road Departure Mitigation system works in conjunction with the Lane Departure Warning sensors to gently correct your course, via steering and braking adjustments, in the event of the vehicle leaving a detected lane.



PREMIUM CRYSTAL RED METALLIC



PLATINUM WHITE PEARL



SONIC GREY PEARL



CRYSTAL BLACK PEARL



PREMIUM CRYSTAL RED METALLIC

HONDA
The Power of Dreams



BLUE SKIES FOR
OUR CHILDREN

For more information, visit www.honda.co.nz or see your local dealer. Colours are indicative only. See your dealership for an accurate colour reference. All care is taken to ensure the accuracy of this brochure at the time of publication. Specifications, features and model availability may change without notification. International images are used in places, reflecting international specifications. Headlight washers shown in images not available on New Zealand models.

www.honda.co.nz